

---

# User & Maintenance Manual

**WARNING TO DISTRIBUTORS:** Please provide this document to ANTERA customers upon delivery and/or installation.

## WELCOME TO THE ANTERA FAMILY

Now you are the proud owner of a set of Antera wheels.

You have joined an exclusive group of car enthusiasts who understand the value of a distinctive, high-quality product.

We invite you to read this manual carefully, as it will help ensure that your Antera wheels remain in perfect condition for many years to come.

If at any time you have comments or questions, please do not hesitate to contact Antera or your authorized Antera dealer.



### TABLE OF CONTENTS

-Label Reading & Traceability . . . . .	3
-Tire Mounting & Dismounting . . . . .	4
-Bolts & Centering Rings . . . . .	5
-Maintenance & Cleaning . . . . .	6
-Warranty . . . . .	7
-Contacts . . . . .	9

*Please carefully read the following installation instructions and warnings BEFORE installing G.M.P. Group wheels.  
Failure to comply with these instructions and warnings may compromise the proper installation and safe use of the wheel.*

## LABEL READING & TRACEABILITY


Before proceeding with the installation, verify that:

- The packaging and, consequently, the wheel and accessories are undamaged from transport.
- The received material matches the order by checking the label on the box (img. A) and the batch number.
- The vehicle on which the wheel is to be installed is included in the “application list.”

Always comply with the wheel size limitations set by the regulations in the country where the vehicle is used.

Each ANTERA wheel indicates the maximum load capacity (e.g., MAX 650 Kg).

This load capacity must never be lower than the maximum load specified by the vehicle manufacturer for the wheels, as indicated on the vehicle itself (identification plates) or in the user and maintenance manual.



*\*The depicted data is for illustrative purposes only.*

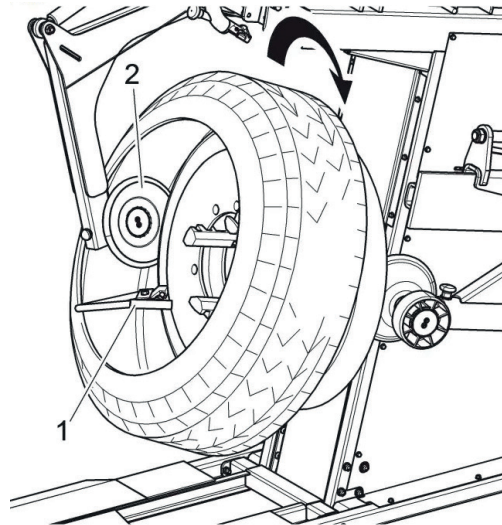
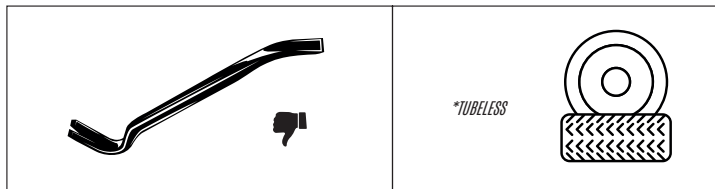
*img. A*

*\*The batch number is necessary to trace the entire manufacturing process of the product at any time.*

## TIRE MOUNTING & DISMOUNTING

The installation of tires must be carried out exclusively by properly trained personnel, in compliance with the safety instructions provided by the tire manufacturer.

- Avoid manual mounting, i.e., without using a “tire changer” machine.
- Avoid using equipment or tools that may damage the wheel or tire.
- Only use Tubeless tires.



## BOLTS & CENTERING RINGS

For the correct installation of wheels on the vehicle, use only the bolts specified by ANTERA.

It is strictly prohibited to modify the bolts supplied or prescribed by ANTERA.

The use of lubricants on the bolts and/or corresponding wheel seats is strictly prohibited, unless expressly indicated by the vehicle manufacturer.

In case of bolt replacement, only original ANTERA spare parts should be ordered from your authorized ANTERA distributor.

Some ANTERA alloy wheels can be installed on different applications with varying hub diameters. To compensate for the difference between diameters, a centering ring, primarily made of aluminum, must be installed.

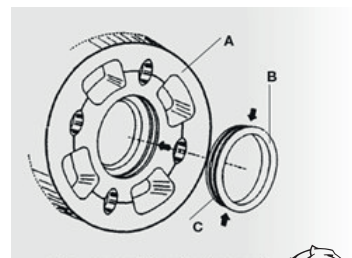
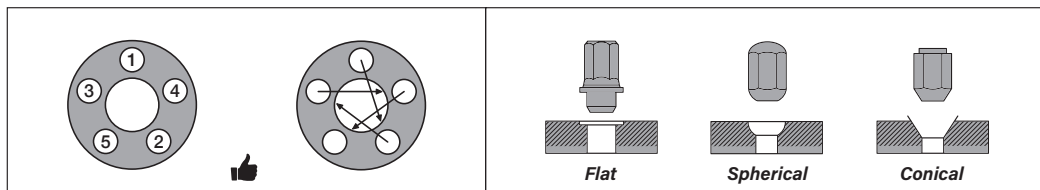
The use of centering rings is allowed only when expressly indicated by ANTERA; in such cases, it is strictly prohibited to mount the wheel without them.

Follow the instructions below to install the centering rings (B) onto the wheels (A):

- Apply the centering ring (B) to the wheel hub (A), ensuring it is correctly inserted as shown in the image.

- Install the wheel on the vehicle, making sure the ring stays securely in its housing.

It is strictly prohibited to use spacers other than those prescribed by ANTERA or to modify the spacers supplied by ANTERA.

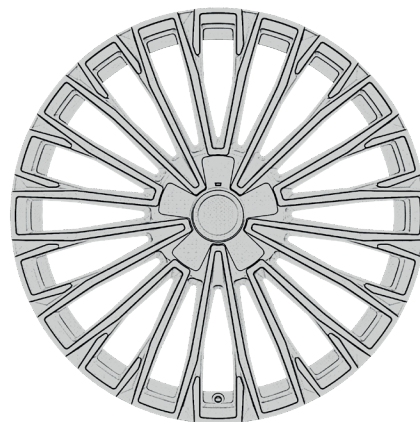
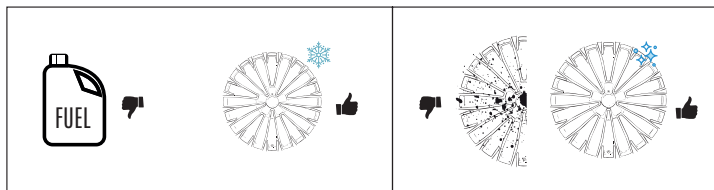


## MANUTENZIONE & PULIZIA

A transparent coating is applied to all ANTERA wheels to provide enhanced surface protection against external agents, while also giving the rim a glossy finish.

Therefore, the protective coating must be maintained in such a way that it does not deteriorate by following these instructions:

- Always clean the wheel when it is cold, and only with water and neutral detergents (avoid alcohol, solvents, gasoline, etc.).
- Clean frequently, especially during the winter months, to prevent snow salt, brake dust, or dirt deposits from affecting the gloss.
- Under no circumstances should the appearance of the rim be modified or altered in any way from its original condition upon delivery.



■ \*Transparent Coating

## GARANZIA

G.M.P. declares and guarantees that the products have been manufactured in full compliance with national, EU, and international regulations governing the sector, ensuring the excellent quality of the materials used, the proper construction of the products, and that they have been thoroughly tested and subjected to strict quality controls.

Regarding the start and duration of the warranty, reference is made to the applicable product warranty regulations in effect at the time of sale. In particular, the warranty will be valid for **\*\*24 (twenty-four) months\*\*** if the purchaser uses the product for purposes unrelated to their entrepreneurial, commercial, or professional activity.

Conversely, the warranty will be valid for **\*\*12 (twelve) months\*\*** if the purchaser acquires the product for purposes related to their entrepreneurial, commercial, or professional activity. In any case, the warranty for the product's coating will be **\*\*6 (six) months\*\***.

If the products are resold to individuals who purchase them for purposes unrelated to their entrepreneurial, commercial, or professional activity and G.M.P. has issued an appropriate warranty for their proper functioning, the conditions specified in the relevant certificate will apply. In any case, the reseller will be liable to G.M.P. if they have handled, modified, or otherwise altered the product's condition before selling it to the final consumer.

The following will not be covered by the warranty in any case:

- The following will not be covered by the warranty:
- Transport damages (scratches, dents, and similar);
- Alterations caused by environmental, climatic, or other conditions;
- Damages and defects caused by neglect, negligence, tampering, or disassembly;
- Malfunctions and breakdowns resulting from incorrect installation of the product;
- Damages and malfunctions caused by improper or incorrect use of the product, including failure to comply with the application list provided by G.M.P.;
- Installation and adjustment;
- Maintenance;
- Repairs carried out by unauthorized personnel;
- Anything that can be considered normal wear and tear due to product use.

## GARANZIA

The retrieval of the product, its repairs, and/or its eventual replacement will be carried out within time limits compatible with G.M.P.'s organizational needs by authorized and competent technicians, upon the buyer's request.

In any case, G.M.P. commits to carrying out these actions as quickly as possible. Repairs carried out under warranty will not result in extensions or renewals of the warranty. Parts replaced under warranty will remain the property of G.M.P.

If the customer has made direct interventions or has had third parties, other than G.M.P., perform work on the product, the warranty will become void and no longer valid. The warranty can also no longer be invoked, and the customer will be considered to have forfeited it, if they are not regularly fulfilling their payment obligations for the supply.

If the customer uses the product for purposes unrelated to their entrepreneurial, commercial, or professional activity, they may request, at their discretion, to repair or replace the product at no cost, provided that defects in the product are confirmed and the warranty is valid and effective.

If the chosen remedy is objectively impossible or, in G.M.P.'s judgment, excessively costly compared to the alternative, G.M.P. will first evaluate the feasibility of repairing the product.

If possible, when the cost of repairs is not disproportionate to the value and purchase price of the product, G.M.P. will proceed with the repair.

If the cost of repairs is deemed disproportionate, G.M.P. will replace the product.

If the customer uses the product for purposes related to their entrepreneurial, commercial, or professional activity, and provided that the warranty is valid and effective, G.M.P., at its discretion, may choose to repair the product or replace it. Only the defective parts will be replaced.

The replaced parts will become the property of G.M.P. and will not be returned. In the case outlined in this article, transportation, packaging, and any travel expenses related to the warranty service will be fully borne by the customer.

The duration of the warranty will not be extended, nor will the warranty be renewed as a result of repairs or replacements.

The obligation to repair or replace defective parts exhausts G.M.P.'s responsibility under this warranty, and the customer will not be entitled to claim compensation for damages or request any further indemnity.



## CONTATTI

If you have any questions, do not hesitate to contact GMP Italia or your authorized dealer.

G.M.P. Group S.r.l.

PHONE: +39 035 452 1477

FAX: + 39 035 452 1773

EMAIL: [info@gmpitalia.com](mailto:info@gmpitalia.com)

24061 Via Luigi Galvani, 8/12  
Albano Sant'Alessandro  
Bergamo - Italia



[antera.com](http://antera.com)

 / Antera\_Wheels

 / @antera\_wheels



